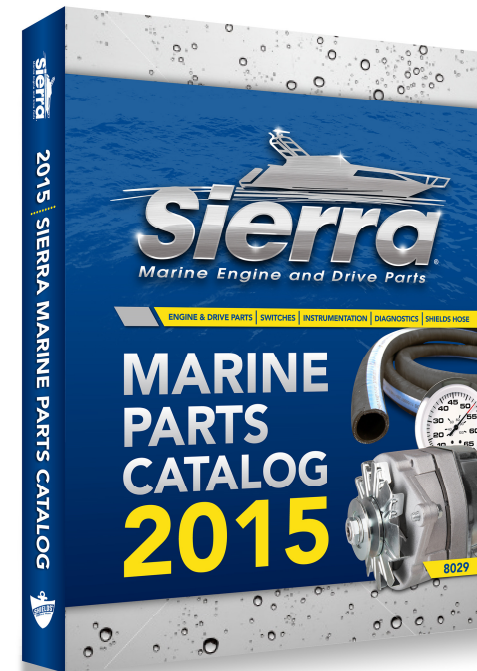


SIERRA CATALOG TRAINING



2015 Sierra Catalog

- Over 300 New Products
- DVD Format
 - CD format on request
 - Includes InDesign® Files for web developers.
- Updated Tables
- Updated Information



Sierra Catalog - Changes, Improvements & Additions

- New Number Announcement now in the front of the catalog
- New Competitive Interchange reference guide
- Updated applications in every OEM section



Catalog Training

- **CATALOG LAYOUT**
- **Note:** Each section distinguished by colored ban along page edge
 - New Product Order Form
 - Table of Contents
 - Instrumentation
 - Electrical Products
 - Shields Hose

INSTRUMENTATION

Contact your local distributor for details.

CLEAR LINE OF SIGHT

GPS Speedometers

These GPS Speedometers provide accurate speed over ground readings and heading information all in one attractive package.

www.sierramarine.com

sierra
Marine Engine and Drive Parts

22



Catalog Training

- **CATALOG LAYOUT**

- Generator Parts

- Complete new marine parts category introduced in 2011.

- Accessories

- Fuel
 - Ignition
 - Oil Filters/ Oil
 - Shop supplies/ Tools
 - STATS

ACCESSORIES — TOOLS & SHOP SUPPLIES — STATS



Introducing:

STATS

SIERRA TOUCH AND TEST SYSTEM

STATS is the perfect solution for performing diagnostics on your marine engine. This self contained system requires no additional computer hardware to operate and works with most popular engine brands. The console integrates an easy to use touch screen with a left/right tactile user interface to create an efficient user experience.

- ECU Identification
- Reads Fault Codes
- Clears Fault Codes
- Displays Live Data
- Performs Engine Systems Tests
- Stationary Tests
- Service Info
- Vibration Proof
- Splash Proof
- Service Reset
- Component Actuation
- Internet Software Updates
- Print & Save Service Results
- USB, PC Interface
- Number Of Hours Engine Has Run

178



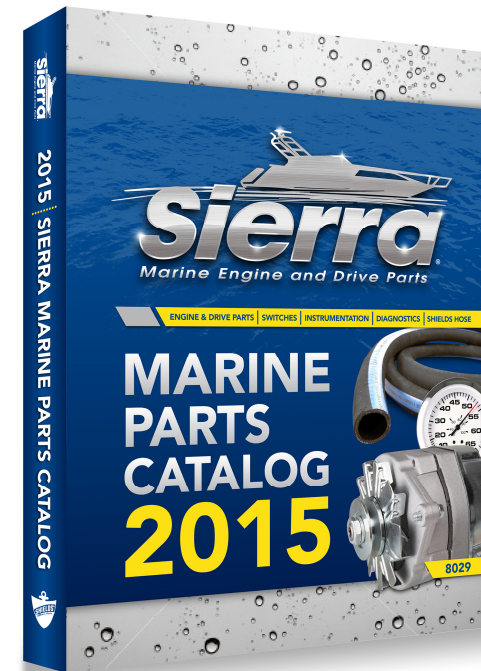
Catalog Training

- **CATALOG LAYOUT**
- **Outboard Section**
 - Chrysler-Yamaha
- **Personal Water Craft**
- **Inboard Section**
 - Inboard Accessories
 - Chris Craft-Universal
- **High Performance**
 - All I/O & Inboard
- **Diesel Section**
- **I/O Section**
 - MerCruiser-Volvo



Catalog Training-reference

- **CATALOG LAYOUT**
- H.P. to Model Year Interchange
- Competitive Interchange
- OEM Part # to Sierra Part #
- Sierra Part # to Page #
- Fluid Capacity Charts



Catalog Training

- **OEM Cross Reference**
 - Extensive cross reference to quickly and easily interchange OEM part numbers to Sierra, also guides you to the page or pages where the part is pictured



Catalog Training

How to use our catalog

- First, ask make of engine & determine if it's an Outboard, Inboard, or I/O engine
- **NOTE:** Within each section the manufacturers are arranged alphabetically
 - Outboard Section
 - Inboard Section
 - I/O Section



Catalog Training

How to use our catalog

- Finally, within the appropriate engine system locate the specific part type you require
- Once the part type is located you can move to the application chart. Application charts are always positioned after the photo and general descriptions of the parts

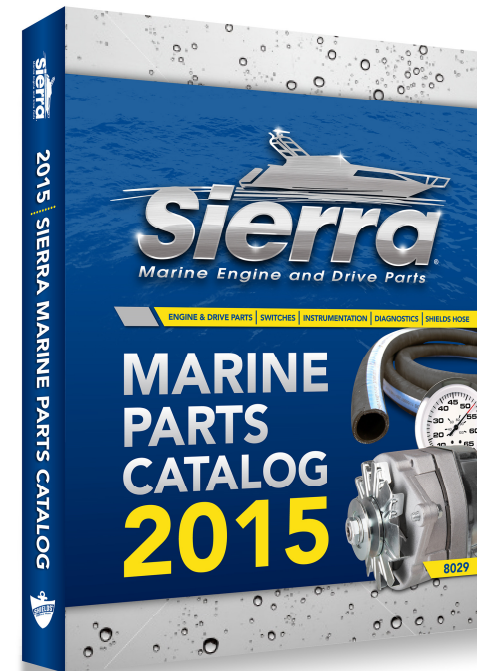


SIERRA CATALOG TRAINING



2015 Sierra Catalog

- Over 300 New Products
- DVD Format
 - CD format on request
 - Includes InDesign® Files for web developers.
- Updated Tables
- Updated Information



Sierra Catalog - Changes, Improvements & Additions

- New Number Announcement now in the front of the catalog
- New Competitive Interchange reference guide
- Updated applications in every OEM section



Catalog Training

- **CATALOG LAYOUT**
- **Note:** Each section distinguished by colored ban along page edge
 - New Product Order Form
 - Table of Contents
 - Instrumentation
 - Electrical Products
 - Shields Hose

INSTRUMENTATION

Contact your local distributor for details.

CLEAR LINE OF SIGHT

GPS Speedometers

These GPS Speedometers provide accurate speed over ground readings and heading information all in one attractive package.

www.sierramarine.com

sierra
Marine Engine and Drive Parts

22



Catalog Training

- **CATALOG LAYOUT**


- Generator Parts

- Complete new marine parts category introduced in 2011.

- Accessories

- Fuel
 - Ignition
 - Oil Filters/ Oil
 - Shop supplies/ Tools
 - STATS

ACCESSORIES — TOOLS & SHOP SUPPLIES — STATS



Introducing:
STATS
SIERRA TOUCH AND TEST SYSTEM

STATS is the perfect solution for performing diagnostics on your marine engine. This self contained system requires no additional computer hardware to operate and works with most popular engine brands. The console integrates an easy to use touch screen with a left/right tactile user interface to create an efficient user experience.

- ECU Identification
- Reads Fault Codes
- Clears Fault Codes
- Displays Live Data
- Performs Engine Systems Tests
- Stationary Tests
- Service Info
- Vibration Proof
- Splash Proof
- Service Reset
- Component Actuation
- Internet Software Updates
- Print & Save Service Results
- USB, PC Interface
- Number Of Hours Engine Has Run

178

Catalog Training

- **CATALOG LAYOUT**
- **Outboard Section**
 - Chrysler-Yamaha
- **Personal Water Craft**
- **Inboard Section**
 - Inboard Accessories
 - Chris Craft-Universal
- **High Performance**
 - All I/O & Inboard
- **Diesel Section**
- **I/O Section**
 - MerCruiser-Volvo



Catalog Training-reference

- **CATALOG LAYOUT**
- H.P. to Model Year Interchange
- Competitive Interchange
- OEM Part # to Sierra Part #
- Sierra Part # to Page #
- Fluid Capacity Charts



Catalog Training

- **OEM Cross Reference**
 - Extensive cross reference to quickly and easily interchange OEM part numbers to Sierra, also guides you to the page or pages where the part is pictured



Catalog Training

How to use our catalog

- First, ask make of engine & determine if it's an Outboard, Inboard, or I/O engine
- **NOTE:** Within each section the manufacturers are arranged alphabetically
 - Outboard Section
 - Inboard Section
 - I/O Section



Catalog Training

How to use our catalog

- Finally, within the appropriate engine system locate the specific part type you require
- Once the part type is located you can move to the application chart. Application charts are always positioned after the photo and general descriptions of the parts

